

## ETCHELLS BRITISH OPEN AND NATIONAL CHAMPIONSHIPS

22 – 24 SEPTEMBER 2023

ORGANISING AUTHORITY  
ROYAL YACHT SQUADRON

# SAILING INSTRUCTIONS

*The notation '[DP]' in a rule in the Sailing Instructions means that the penalty for a breach of that rule may, at the discretion of the protest committee, be less than disqualification.*

### 1. RULES

- 1.1 See **Notice of Race 1**.

### 2. CHANGES TO SAILING INSTRUCTIONS

- 2.1 Any change to the Sailing Instructions (SIs) made ashore will be posted by 0900 on the day it will take effect and any change to the schedule of races will be posted by 2000 on the day before it will take effect.
- 2.2 Changes to the SIs may be made on the water using VHF to communicate it with competitors.

### 3. COMMUNICATIONS WITH COMPETITORS

- 3.1 Notices to competitors will be posted on the Official Notice Board (ONB).
- 3.2 The ONB will be online at ([www.yachtscoring.com](http://www.yachtscoring.com)) and the Race Office will be at the Royal Yacht Squadron (RYS).
- 3.3 The Race Committee (RC) intends to broadcast race information and course information by VHF on Ch 05, repeated on the Event Telegram group. See Addendum C.
- 3.4 Competitors wishing to communicate with the Race Committee should do so on VHF Ch 77.

### 4. CODE OF CONDUCT

- 4.1 Competitors and support persons shall comply with reasonable requests from race officials.

### 5. SIGNALS MADE ASHORE AND AFLOAT

- 5.1 Signals made ashore will be displayed at the RYS Flagstaff and it is the intension of the RC to also advise competitors on the event Telegram group.

- 5.2 When flag AP is displayed ashore, "1 minute" is replaced by "not less than 45 minutes". This changes Race Signals AP.

### 6. SCHEDULE

- 6.1 See **Notice of Race 9**.
- 6.2 The 0900 daily briefing to competitors provided via telegram will be repeated on VHF at the same time.

### 7. CLASS FLAGS

The class flag is shown below.

ICOS Flag "E"	Class Flag

### 8. RACING AREA

- 8.1 Racing will take place from a Committee Vessel in the Central and eastern Solent.

### 9. COURSES

- 9.1 The courses to be sailed will be windward / leeward as described in Addendum B.
- 9.2 If only a single windward or leeward mark is present, boats shall leave that mark to port before proceeding to the next mark of the course.
- 9.3 Soon after the orange flag attention signal is displayed, and before the warning signal, the RC signal vessel will display the course, approximate compass bearing and distance to Mark 1. The course, compass bearing and distance to Mark 1 will also be announced on VHF.
- 9.4 In cross-tide wind conditions, after the first leg, subsequent legs of the course may be 'walked' down tide to achieve reasonable leeward and windward legs.
- (a) Flag W will be displayed at or before the warning signal for a race where the course will be 'walked' down tide.
- (b) When Flag W has been displayed, no course change signals (using Flag C) or new marks will be used except when the leg length is being increased or decreased or the course is changed for a wind shift. This changes RRS Race Signals and RRS 33.

### 10. MARKS

- 10.1 With reference to Addendum B, marks 1, 1a, 4s & 4p will be orange inflatable marks.
- 10.2 The starting and finishing marks for windward leeward courses will be between a CV and a black inflatable mark.
- 10.3 When a new mark has been laid to change the next leg of a course it will be a black inflatable mark.
- 10.4 When in a subsequent change a new mark is replaced, it will be replaced by an original orange mark.
- 10.5 New marks as provided in SI 13 are black marks.
- (a) If Mark 1 is a new mark, Mark 1a will not be laid.
- (b) If Marks 2p/2s are new marks, they will be two black marks.
- 10.6 A race committee vessel positioned near a mark may display a flag showing the colour of the next mark, except for the final leg to the finish line.

**11. OBSTRUCTIONS**

- 11.1 All yachts shall comply with [Associated British Ports Notice to Mariners No 06 of 2023](#) giving details of a Precautionary Area and Moving Prohibited Zone (MPZ). The MPZ shall rank as an obstruction for the purposes of RRS 19 and 20.
- 11.2 Any official boat in close attendance to a craft in difficulty is an obstruction.

**12. THE START**

- 12.1 Races will be started by using RRS 26.
- 12.2 To alert boats that a start sequence will soon begin, an Orange Flag will be displayed with one sound signal not less than 5 minutes before the warning signal.
- 12.3 The start line will be between a staff displaying an orange flag on the committee vessel and a black inflatable mark.
- 12.4 The Race Committee **may** broadcast the bow numbers of individually recalled boats on VHF CH 05, as soon as practicable after Flag X has been displayed.
- 12.5 A boat that does not start within five (5) minutes after her starting signal will be scored Did Not Start without a hearing. This changes RRS A5.1 and A5.2.

**13. CHANGE OF THE NEXT LEG OF THE COURSE**

- 13.1 When a change of the next leg of the course has been signalled, the RC will lay a new mark (or move the finishing line) and remove the original mark as soon as practicable.
- 13.2 The race committee **may** announce details of any change under SI 13.1 using VHF Ch 05.
- 13.3 The position of any mark(s) may be adjusted by up to plus or minus 10 degrees relative to previous location and up to approximately 200 metres to windward or leeward without signalling Flag C, a direction signal, a length signal, or a sound signal. This changes RRS 33.

**14. THE FINISH**

- 14.1 The finish line will be between a staff displaying a blue flag on the committee vessel and a black inflatable mark.

**15. PENALTY SYSTEM**

- 15.1 See **Notice of Race 14**.

**16. TIME LIMITS**

- 16.1 The Mark 1 Time Limit, Race Time Limit (see RRS 35) and the Target Time are shown in the table below.

Mark 1 Time Limit	Race Time Limit	Finishing Window	Target Race Time
30 mins	90 mins	20 mins	50 – 60 mins

- 16.2 If no boat has passed Mark 1 within the Mark 1 Time Limit, or if no boat has finished within the Race Time Limit, the race shall be abandoned.
- 16.3 Finishing Window. The time limit for boats to finish after the first boat sails the course and finishes is 20 minutes. Boats that are still racing but do not finish within the finishing window, will be scored Time Limit Expired (TLE).

The TLE score will be equal to the number of boats to finish plus 2 points. This changes RRS 35, A5.1, A5.2 and A10.

- 16.4 Target time for each race will be 50 - 60 minutes. Failure to meet the target time will not be grounds for redress. This changes RR62.1(a).

**17. HEARING REQUESTS**

- 17.1 The protest limit is 90 minutes after the last boat has finished the last race of the day or the Race Committee signals no more racing today, whichever is later.
- 17.2 Hearing forms will be available at the Race Office.
- 17.3 Protest and requests for redress or reopening shall be delivered to the Race Office within the protest time limit. Contact mobile phone numbers should be included on the protest form.
- 17.4 Notices will be posted no later than 30 minutes after the protest time limit to inform competitors of the hearings in which they are parties or named as witnesses. Hearings will be held in the protest room located at the RYS.

**18. SCORING**

- 18.1 See **Notice of Race 15**.

**19. SAFETY REGULATIONS**

- 19.1 [DP] A boat that retires from a race shall notify the Race Committee as soon as possible on VHF Ch 77 or by hailing an official support boat or rib.

**20. REPLACEMENT OF CREW OR EQUIPMENT**

- 20.1 Substitution of competitors is not allowed without the prior written permission of the Race Committee.
- 20.2 Substitution of damaged or lost equipment is not allowed unless authorised in writing by the Race Committee.
- 20.3 Requests for substitution shall be made to the Committee at the first reasonable opportunity, which may be after the race.

**21. EQUIPMENT AND MEASUREMENT CHECKS**

- 21.1 A boat or equipment may be inspected at any time.

**22. SUPPLIED BOATS**

- 22.1 Does not apply.

**23. OFFICIAL VESSELS**

- 23.1 Mark laying vessels will be RYS Ribs.
- 23.2 The Committee Vessel will be a 10m blue hulled motor catamaran – Call Sign 'Castle Two'.

**24. SUPPORT PERSON VESSELS**

- 24.1 See **Notice of Race 16**.

**25. TRASH**

- 25.1 Trash may be placed aboard official or support person vessels.

**26. BERTHING**

- 26.1 See **Notice of Race 18**.

**27. HAUL OUT RESTRICTIONS**

27.1 See **Notice of Race 19.**

**28. DIVING EQUIPMENT AND PLASTIC POOLS**

28.1 See **Notice of Race 20.**

**29. PRIZES**

29.1 See **Notice of Race 24.**

**30. RISK STATEMENT**

30.1 See **Notice of Race 22.**

**31. INSURANCE**

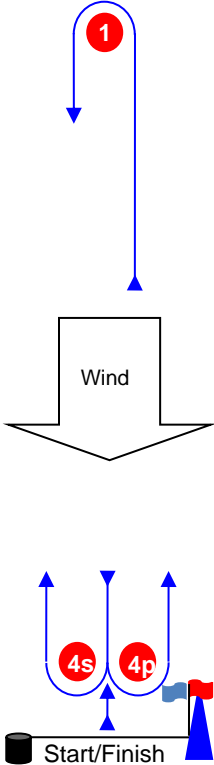
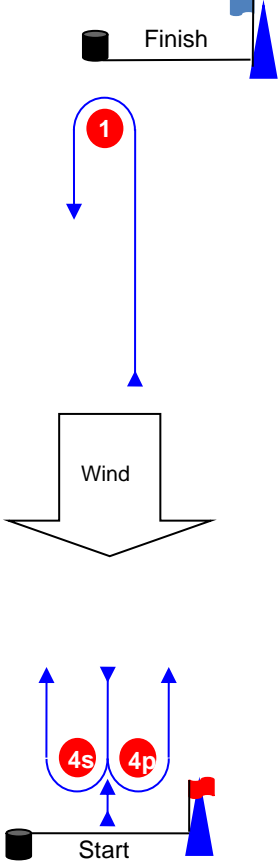
31.1 See **Notice of Race 23.**

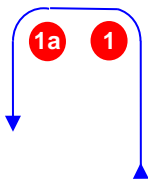
\*\*\*\*\*



**ADDENDUM B – Course configuration.**

**Course Illustrations – Windward Leeward**

<div style="font-size: 2em; font-weight: bold; margin-bottom: 10px;">L</div>  <p><b>Course: Leeward finish</b></p> <table border="1" style="width: 100%; border-collapse: collapse;"> <thead> <tr> <th style="width: 10%;">Signal</th> <th>Mark Rounding Order</th> </tr> </thead> <tbody> <tr> <td><b>L1</b></td> <td>Start – 1 – Finish</td> </tr> <tr> <td><b>L2</b></td> <td>Start – 1 – 4s/4p – 1 – Finish</td> </tr> <tr> <td><b>L3</b></td> <td>Start – 1 – 4s/4p – 1 – 4s/4p – 1 – Finish</td> </tr> <tr> <td><b>L4</b></td> <td>Start -1- 4s/4p -1- 4s/4p - 1 - 4s/4p - 1- Finish</td> </tr> </tbody> </table>	Signal	Mark Rounding Order	<b>L1</b>	Start – 1 – Finish	<b>L2</b>	Start – 1 – 4s/4p – 1 – Finish	<b>L3</b>	Start – 1 – 4s/4p – 1 – 4s/4p – 1 – Finish	<b>L4</b>	Start -1- 4s/4p -1- 4s/4p - 1 - 4s/4p - 1- Finish	<div style="font-size: 2em; font-weight: bold; margin-bottom: 10px;">W</div>  <p><b>Course: Windward Finish</b></p> <table border="1" style="width: 100%; border-collapse: collapse;"> <thead> <tr> <th style="width: 10%;">Signal</th> <th>Mark Rounding Order</th> </tr> </thead> <tbody> <tr> <td><b>W2</b></td> <td>Start – 1 – 4s/4p – Finish</td> </tr> <tr> <td><b>W3</b></td> <td>Start – 1 – 4s/4p – 1 – 4s/4p – Finish</td> </tr> <tr> <td><b>W4</b></td> <td>Start – 1 – 4s/4p – 1 – 4s/4p – 1 – 4s/4p – Finish</td> </tr> </tbody> </table>	Signal	Mark Rounding Order	<b>W2</b>	Start – 1 – 4s/4p – Finish	<b>W3</b>	Start – 1 – 4s/4p – 1 – 4s/4p – Finish	<b>W4</b>	Start – 1 – 4s/4p – 1 – 4s/4p – 1 – 4s/4p – Finish
Signal	Mark Rounding Order																		
<b>L1</b>	Start – 1 – Finish																		
<b>L2</b>	Start – 1 – 4s/4p – 1 – Finish																		
<b>L3</b>	Start – 1 – 4s/4p – 1 – 4s/4p – 1 – Finish																		
<b>L4</b>	Start -1- 4s/4p -1- 4s/4p - 1 - 4s/4p - 1- Finish																		
Signal	Mark Rounding Order																		
<b>W2</b>	Start – 1 – 4s/4p – Finish																		
<b>W3</b>	Start – 1 – 4s/4p – 1 – 4s/4p – Finish																		
<b>W4</b>	Start – 1 – 4s/4p – 1 – 4s/4p – 1 – 4s/4p – Finish																		

<div style="font-size: 2em; font-weight: bold; margin-bottom: 10px;">LA / WA</div> 	<p><b>Course: Windward/leeward with offset mark 1a</b></p> <table border="1" style="width: 100%; border-collapse: collapse;"> <thead> <tr> <th style="width: 10%;">Signal</th> <th>Mark Rounding Order</th> </tr> </thead> <tbody> <tr> <td><b>LA1</b></td> <td>Start – 1 – 1a – Finish</td> </tr> <tr> <td><b>LA2</b></td> <td>Start – 1 – 1a – 4s/4p – 1 – 1a – Finish</td> </tr> <tr> <td><b>LA3</b></td> <td>Start – 1 – 1a – 4s/4p – 1 – 1a – 4s/4p – 1 – 1a – Finish</td> </tr> <tr> <td><b>LA4</b></td> <td>Start – 1 – 1a – 4s/4p – 1 – 1a – 4s/4p – 1 – 1a – 4s/4p – 1 – 1a - Finish</td> </tr> <tr> <td><b>WA2</b></td> <td>Start – 1 – 1a – 4s/4p – Finish</td> </tr> <tr> <td><b>WA3</b></td> <td>Start – 1 – 1a – 4s/4p – 1 – 1a – 4s/4p – Finish</td> </tr> <tr> <td><b>WA4</b></td> <td>Start – 1 – 1a – 4s/4p – 1 – 1a – 4s/4p – 1 – 1a – 4s/4p – Finish</td> </tr> </tbody> </table>	Signal	Mark Rounding Order	<b>LA1</b>	Start – 1 – 1a – Finish	<b>LA2</b>	Start – 1 – 1a – 4s/4p – 1 – 1a – Finish	<b>LA3</b>	Start – 1 – 1a – 4s/4p – 1 – 1a – 4s/4p – 1 – 1a – Finish	<b>LA4</b>	Start – 1 – 1a – 4s/4p – 1 – 1a – 4s/4p – 1 – 1a – 4s/4p – 1 – 1a - Finish	<b>WA2</b>	Start – 1 – 1a – 4s/4p – Finish	<b>WA3</b>	Start – 1 – 1a – 4s/4p – 1 – 1a – 4s/4p – Finish	<b>WA4</b>	Start – 1 – 1a – 4s/4p – 1 – 1a – 4s/4p – 1 – 1a – 4s/4p – Finish
Signal	Mark Rounding Order																
<b>LA1</b>	Start – 1 – 1a – Finish																
<b>LA2</b>	Start – 1 – 1a – 4s/4p – 1 – 1a – Finish																
<b>LA3</b>	Start – 1 – 1a – 4s/4p – 1 – 1a – 4s/4p – 1 – 1a – Finish																
<b>LA4</b>	Start – 1 – 1a – 4s/4p – 1 – 1a – 4s/4p – 1 – 1a – 4s/4p – 1 – 1a - Finish																
<b>WA2</b>	Start – 1 – 1a – 4s/4p – Finish																
<b>WA3</b>	Start – 1 – 1a – 4s/4p – 1 – 1a – 4s/4p – Finish																
<b>WA4</b>	Start – 1 – 1a – 4s/4p – 1 – 1a – 4s/4p – 1 – 1a – 4s/4p – Finish																

All correspondence should be directed to:

The Royal Yacht Squadron, The Castle, Cowes, UK, PO31 7QT. Tel: 01983 292191, Email: [mail@rys.org.uk](mailto:mail@rys.org.uk)

**ADDENDUM C – Telegram Instructions.**



**Telegram**

We have set up an official [Telegram](#) group for receiving general information from the Race Office and Race Committee.

If you do not already have the Telegram app installed on your device, please follow the instructions below:

- **Apple iPhones – download and install via the App Store.**  
<https://apps.apple.com/app/telegram-messenger/id686449807>
- **Android Phones – download and install via the Google Play Store.**  
<https://play.google.com/store/apps/details?id=org.telegram.messenger>

To join the Telegram group please use either the link or the QR code below:

**LINK:** <https://t.me/+vY5YFuq3F8MzYTNk>

**QR Code:**

